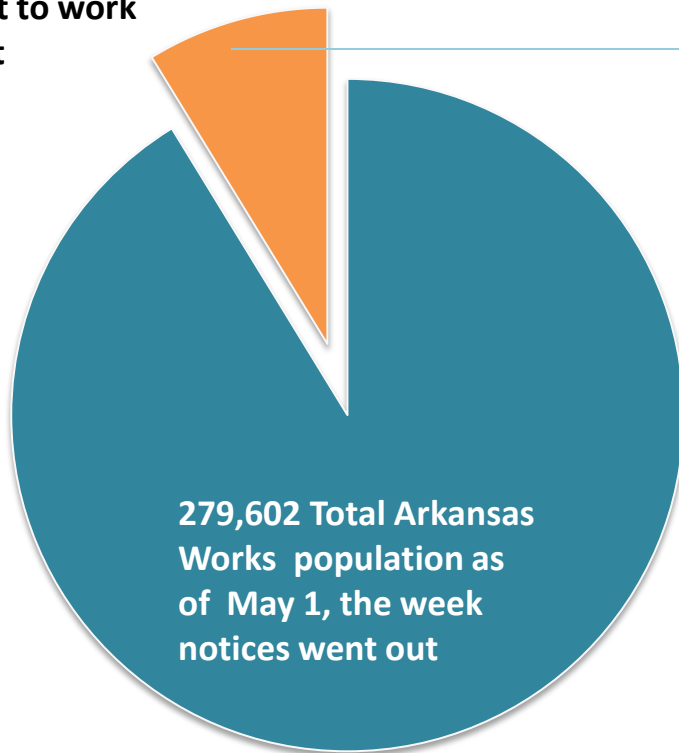


Arkansas Works Program

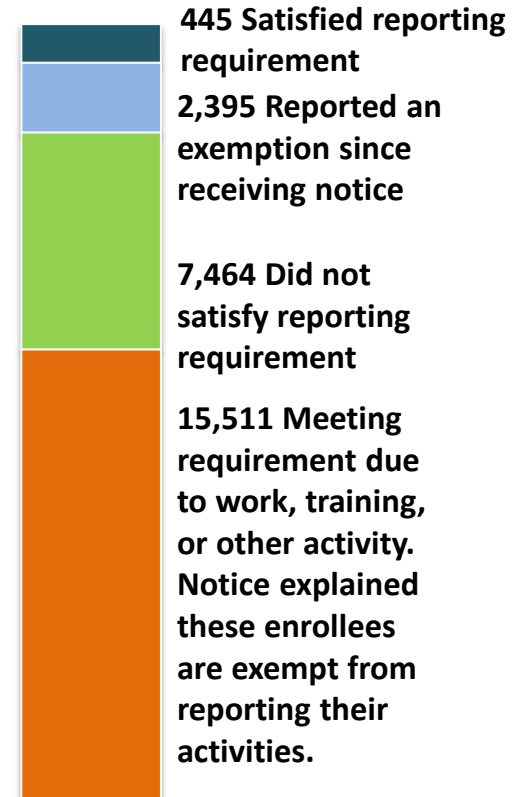
June 2018 Report

Just over 27,000 Arkansas Works enrollees were notified in May they were subject to the new work requirement in June. Most are already meeting the requirement through work, school, or other life situations that made them exempt from reporting. Numbers below are a point-in-time snapshot of the requirement and some fluctuate daily.

27, 140* Notified in May they were subject to work requirement



Between the notices going out and June 30, 1,325 fewer people became subject to the requirement due to case closures unrelated to compliance or a change in circumstances. That left 25,815 subject to requirement in June.



One month non-compliance	Two months non-compliance	Three months non-compliance
7,041**	0	0

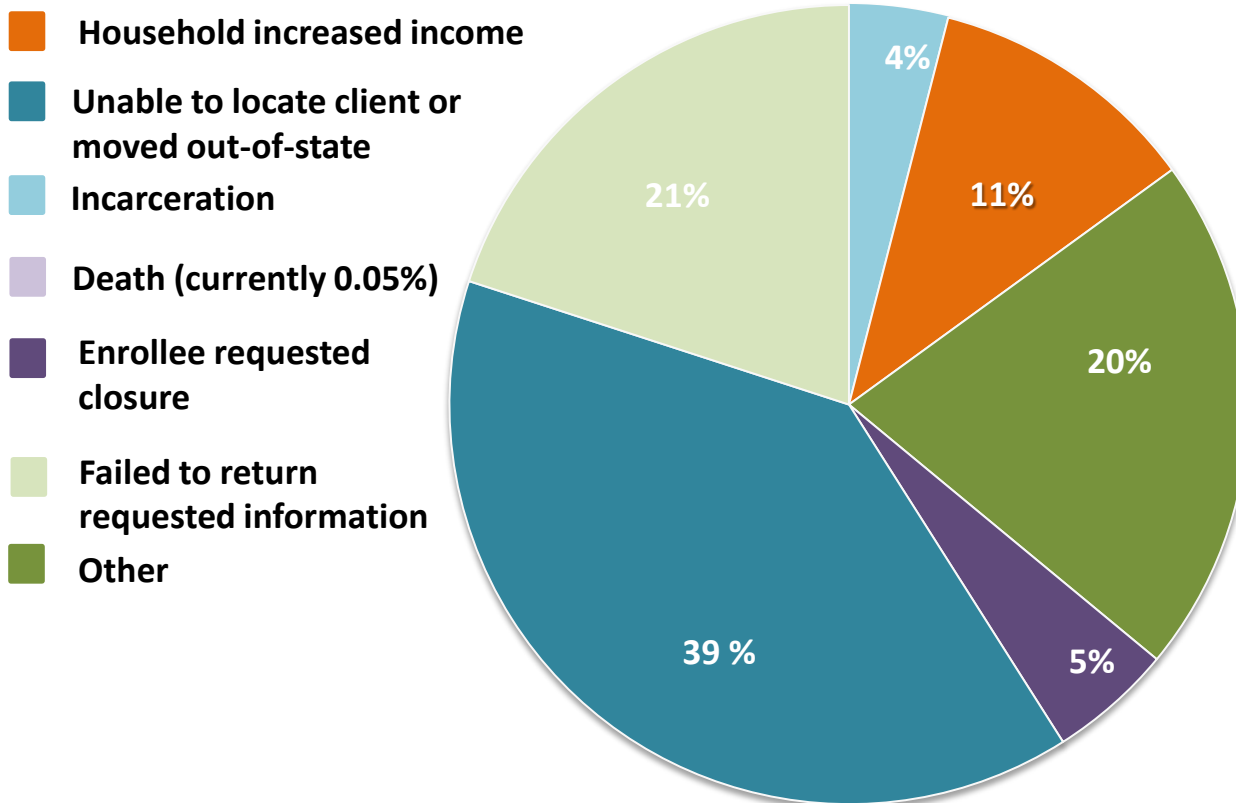
** due to closures unrelated to compliance & as of July 8, 2018

*Enrollees ages 30-49 are being phased into the requirement from June through September 2018. Those 19-29 will roll in starting January 2019.

Arkansas Works Program

June 2018 Report

Every Medicaid program has what is known as “churn,” cases that close for various reasons. It is not uncommon for those individuals to take action and come back on a program after receiving a closure notice. The total number of Arkansas Works cases closed in June was 14,140. Below the closures are broken down by type.



Top four reasons people were exempt from reporting in June

Employed at least 80 hours a month **8,375**

Already meeting SNAP requirement through work or exemption **3,480**

At least one dependent child in the home **2,731**

Medically frail/disabled **2,208**



Arkansas Works Clients - Subject to the Work Requirement

Reporting Period	Exempt from Reporting	Reported at least 80 Hours	Failed to Report 80 Hours - First Month	Failed to Report 80 Hours - Second Month	Failed to Report 80 Hours - Third Month	Total
June 2018	17,906	445	7,464	-	-	25,815
July 2018						-
August 2018						-
September 2018						-

Arkansas Works Clients - Exemption Reasons

Reporting Period	Employed >80 hours/month	Dependent Child in Home	Pregnant	Medically Frail	Currently Exempt in SNAP	Caring for Incapacitated Person	Short-Term Incapacitated	Receives Unemployment Benefits	Education and Training	Alcohol or Drug Treatment	American Indian/Alaska Native*	Tanaka Assistance	Total Exempt
June 2018			15			128	164	187	24	79	515		
July 2018													
August 2018													
September 2018													

If a client has more than one exemption, the client receives the longest exemption he or she meets.

**Clients who are American Indian / Alaska Native are subject to the work requirement. This population will be part of a future phase in.*

June 2018 Reporting Period

Clients Who Met Requirement - Types of Work Activities Reported by Hours

Total Clients Who Met Requirement: 445

Clients can report more than one type of work activity.

Work Activity*	Clients Who Met Requirement by Hours Reported					# of Clients Reported	Total Hours Reported
	1-20 Hrs	21-40 Hrs	41-60 Hrs	61-80 Hrs	81+ Hrs		
Work	5	5	12	8	43	73	7,642
Education and Training	1	3	2	2	0	8	363
Volunteer	2	2	2	12	9	27	2,030
Job Search	2	7	3	4	2	18	897
Job Search Training	1	0	0	0	0	1	3
Health Education Class	1	0	0	0	0	1	6
Currently Meeting SNAP Requirement	--	--	--	--	--	351	N/A

While there is no limit to the number of hours a client can report, some work activity types limit the number of hours clients can receive credit for:

-- Job Search and Job Search Training - Clients may count up to 39 total hours from these activities combined each month.

-- Health Education Class - Clients may count up to 20 hours each year from this activity.

June 2018 Reporting Period

Clients Who Failed to Report 80 Hours of Activities - Types of Work Activities Reported by Hours

Total clients who failed to report 80 hours: 7,464
 Reported No Work Activities: 7,392
 Reported Work Activities: 72

Clients can report more than one type of work activity

Work Activity*	Clients Who Did Not Meet Requirement by Hours Reported					# of Clients Reported	Total Hours Reported
	1-20 Hrs	21-40 Hrs	41-60 Hrs	61-80 Hrs	81+ Hrs		
Work	11	5	4	7	0	27	950
Education and Training	7	7	4	2	0	20	636
Volunteer	2	2	1	0	0	5	140
Job Search	9	2	4	0	8	23	2,007
Job Search Training	0	1	1	0	0	2	84
Health Education Class	1	0	0	0	0	1	3

While there is no limit to the number of hours a client can report, some work activity types limit the number of hours clients can receive credit for:

-- Job Search and Job Search Training - Clients may count up to 39 total hours from these activities combined each month.

-- Health Education Class - Clients may count up to 20 hours each year from this activity.